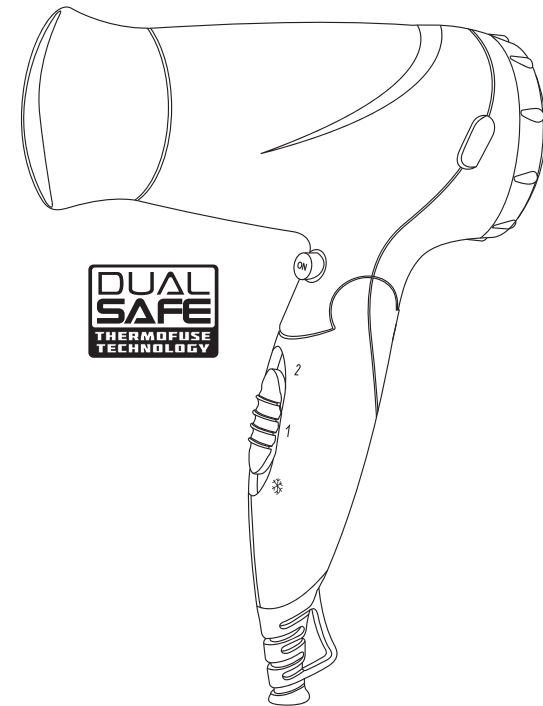


starmix



HFF16 schwarz

1600W Folding Hairdryer

INSTRUCTION MANUAL



Correct Disposal of this product



This marking indicates that this product should not be disposed with other household wastes throughout the EU. To prevent possible harm to the environment or human health from uncontrolled waste disposal, recycle it responsibly to promote the sustainable reuse of material resources. To return your used device, please use the return and collection systems or contact the retailer where the product was purchased. They can take this product for environmental safe recycling.

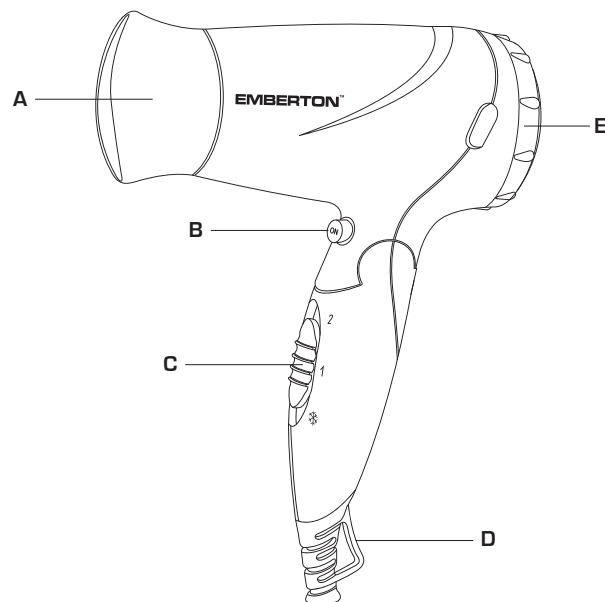
HFF16 black

1600W Hairdryer

starmix

PART DESCRIPTIONS

- A Concentrator
- B On/Off Switch
- C Speed Switch
- D Hanging Loop
- E Removable Cover



SPECIFICATIONS

Power : AC220V-240V DC, 50Hz


Capacity : 1600W

OPERATION GUIDE

- Connect dryer to a proper-grounded power outlet.
- Push the selection button to either position 1 or 2 for different airflow speed and heat 1=Low, 2=High.
- Select * for COOL air flow.
- Press the ON button to activate the power supply. Release the ON button to stop the power supply.

CAUTIONS

- Do NOT press the ON button and ensure the ON button is released during connection or disconnection from the power outlet.
- The electric power supply should come from a properly wired outlet. Also, check the capacity of the outlet and use the dryer separately from other equipment.
- The hair dryer should always be turned to * position before connecting or disconnecting from power outlet.
- Always ensure the voltage to be used corresponds to the voltage stated on the unit.
- Do not leave the dryer keep on running without paying attention.
- After use, unplug from the outlet. When unplugging, always grasp the plug and unplug it from the outlet. If the dryer blows air intermittently, discontinue use immediately.
- Do not pull the cord with unnecessary force. Do not damage or modify the cord. If the supply cord is damaged, it must be replaced by the manufacturer, its service agent or similarly qualified persons in order to avoid a hazard.
- Never disassemble the dryer and attempt to repair on your own.
- Avoid dropping the dryer or subjecting it to other excessive shock.
- Do not use the dryer near gas or other inflammable materials [such as benzene, paint thinner, sprays, etc.].
- Do not use the dryer with wet hands or in the bath or shower. Do not use this hair dryer near water contained in bath-tubs, basins or other vessels. Do not leave or store the dryer near a tub, sink or other place where it will be exposed to water and other liquid or high humidity.
- Do not use thinner, benzene or other solvents when cleaning the dryer.

- Be careful that hair is sucked into the air inlet during use. Never insert foreign objects into the air inlet or outlet. Mechanical damage or shock can result. If the air inlet or outlet are blocked during use, the thermal switch may function and the heater section will be turned off. If this happens, quickly remove the blockage from the air inlet and outlet. After several seconds, the heater section will be switched back on.
- During use, be careful of the nozzle, which will become hot.
- Do not direct the airflow towards the eyes or other sensitive areas.
- Close supervision is necessary when any appliance is used by or near children and invalids.
- Do not use the hair dryer for purposes other than drying and styling human hair.
- This appliance is designed only for household and indoor use.
- Do not use any attachments with this dryer other than those supplied by our company.
- This appliance is not intended for use by persons (including children) with reduced physical, sensory or mental capabilities, or lack of experience and knowledge, unless they have been given supervision or instruction concerning use of the appliance by a person responsible for their safety.
- Children should be supervised to ensure that they do not play with the appliance.
-  **Not to be used in bath or shower.**
- **WARNING:** Do not use this appliance near bathtubs, showers, basins or other vessels containing water.

AFTER SERVICE

- We pledge our product of the best quality. At the same time, you will enjoy our free of charge after service. In one year from the date of purchase, if the dryer has any damage caused because of the manufacturing technological or raw and processed materials, we will offer the free charge service for you.

CONDITIONS OF GUARANTEE

- For any defect, in the judgment of our company, caused under normal use, we are responsible for repairing or replacing parts.
- Free service will not be provided if ;
 - It has been explicitly or implicitly modified, tampered with or altered or repaired in anyway by persons other than technicians of our company.
 - It has been damaged through misuse, negligence, accident.
 - It has become malfunction as caused by power interruption or abnormal voltage input or natural calamities.
 - It is used for industrial or commercial purpose.

Healthy And Safety Advice - Regular Inspection Of Electrical Appliances

In addition to complying with all relevant local laws and regulations concerning regular safety inspections, we recommend that with regard to all electrical appliances it is best practice to carry out a 3 monthly preventative maintenance inspection.